Western NC District BCS Session

High School Student Packet

"Too Close to Danger"

Key Verses: Acts 27:39 – 42 (New International Readers Version)

[39] When daylight came, they saw a bay with a sandy beach. They didn't recognize the place. But they decided to run the ship onto the beach if they could. [40] So they cut the anchors loose and left them in the sea. At the same time, they untied the ropes that held the rudders. They lifted the sail at the front of the ship to the wind. Then they headed for the beach. [41] But the ship hit a sandbar. So the front of it got stuck and wouldn't move. The back of the ship was broken to pieces by the pounding of the waves.

[42] The soldiers planned to kill the prisoners. They wanted to keep them from swimming away and escaping.

Romans 8:35 (New International Readers Version)

[35] Who can separate us from Christ's love? Can trouble or hard times or harm or hunger? Can nakedness or danger or war?

Proverbs 14:15 (Contemporary English Version)

15 Only a stupid fool is never cautious—so be extra careful
and stay out of trouble.



Stop



No pedestrians



No bicycles



Roadwork ahead



Signal ahead



Left turn ahead



Yield



Railroad crossing



School ahead


DO NOT
ENTER

Do not enter



Hospital



Speed advisory

Bible Pathway Adventures

CROSSWORD

PAUL'S SHIPWRECK

Reads Acts 27-28 (ESV). Complete the crossword.



ACROSS

3) "The centurion found a ship of ________ sailing for Italy and put us on board."
4) The sailors threw the ______ into the sea. (Acts 27:38)
6) Paul stayed on Malta for ______ months.
7) The sailors swam to the island of _______.
8) Paul tossed the viper into the ________.
9) "Fearing they would run aground on the _____, they lowered the gear.." (Acts 27:17)

DOWN

1) The name of the Roman centurion who took Paul to Rome. (Acts 27:1)
2) Paul sailed to Rome to stand before _______. (Acts 27:24)
3) Paul didn't want to sail past the Day of __________. (Acts 27:9)
5) The name of the chief of Malta.

For more free Bible resources and Teacher Packs including coloring pages, quizzes, and worksheets, visit our website at: www.biblepathwayadventures.com

Unscramble Tiles Puzzle

Rearrange the tiles to reveal a message. Use spacing, punctuation and common words to find adjacent tiles. Some words may be split into two lines.

o n s	d s	a n	d k	t r u	l o w	s a	e e p
i n s	F o l	G o	c t i	f e			
